

Allworx® Software Features



Advanced options for improved communications.

Allworx provides a wide range of software feature options to help your business increase its productivity, efficiency and customer response.

Supercharge your phone system with these advanced software features:

- ▶ Advanced Multi-Site
- ▶ Automatic Call Distribution
- ▶ Call Assistant™
- ▶ Conference Center™
- ▶ Dual Language Support
- ▶ Mobile Link
- ▶ TAPI TSP Driver

Allworx® Automatic Call Distribution

Allworx Automatic Call Distribution is a robust call center solution, allowing you to distribute queued calls in linear priority, round robin, longest idle and ring all styles — a different style for each and every call center need!

With Automatic Call Distribution, you can instantly manage all the important configurations of each call queue while also tracking an array of beneficial queue statistics on the performance of both individual agents and each individual queue.

Diverse distribution methods

Allworx Automatic Call Distribution supports three different ACD style call distribution methods, as well as one traditional style call distribution method.

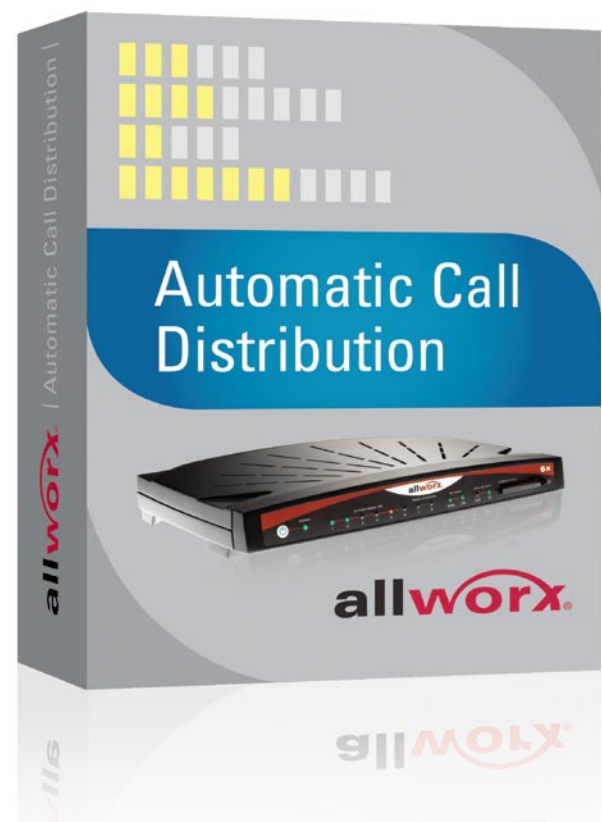
ACD distribution methods

- ▶ **Linear priority** — Also known as Favorite Agent, distributes calls based on a strict linear ordered priority as determined by the queue administrator. As each call comes in, it is distributed to the first user on the list who is logged in and available.
- ▶ **Round robin** — Distributes calls in a circular manner to each logged in user so that the same quantity of calls is distributed to each. If the next agent that is scheduled to service a call is already busy when their turn comes up, their place on the list will be adjusted downward so that it is the first one attempted for the next available call. This mode is popular for queues which require distributing equal numbers of calls to salespersons.
- ▶ **Longest idle** — Distributes calls in a fashion that assures all logged in users spend approximately the same amount of time on the phone. This mode is popular for service and support queues where all agents have the same capability set and it is desired that the workload is shared evenly among all agents in the queue.

Traditional distribution method

- ▶ **Ring all** — Rings all stations logged into a queue simultaneously if there are any callers pending in the queue.

ACD Admin screen



Flexible queuing options

Automatic Call Distribution supports up to 10 queues with 16 calls per queue and 32 calls across all queues at any time when using an Allworx 48x or 10 queues of 8 calls per queue and 16 calls across all queues at any time when using an Allworx 6x.

- ▶ **Visual indicators** – Allworx phones indicate the status of the queue line through variations in the color and blinking of Programmable Function Keys.
- ▶ **Custom greetings** – Record your own custom initial and recurring greeting for each queue.
- ▶ **Wait notification** – Callers in queue will hear relaxing system hold music (customer provided) or a custom message played at programmed intervals.
- ▶ **Descriptive queue names** – Assign each queue a descriptive name to appear whenever drop down menus are available, or to identify which queue is ringing on your phone, making answering correctly a breeze.
- ▶ **Programmable function keys** – As an agent, Allworx phones can be set so that specific keys light up to represent specific call queues, making it easy to identify which queues they are servicing. For maximum flexibility, users can also use these keys to log in and log out of their assigned queues.
- ▶ **Alert settings** – As a supervisor, each phone can be set to respond to queue conditions differently with yellow and red alerts, as well as an alert tone, after callers have exceeded a user-specified time period. Calls can be directed to managers or co-workers if the wait time becomes too long, or too many calls are in queue at any given time.

Call queue statistics

Track detailed statistics on the performance of individual agents as well as on each call queue within the system. Statistics can be monitored in real time, after the fact, or exported into Microsoft Excel. This ability to track statistics allows you to identify unique calling trends within your call center and thus better manage your call distribution and tracking.

▶ Per queue statistics

- Total agent time
- Total call time
- Call efficiency
- Average time to service
- Collection period
- Received
- Serviced
- Abandoned (short)
- Abandoned (long)
- Abandoned (total)
- Exit key pressed
- Timed out
- Call volume
- Total wait time
- Longest answer time
- Maximum calls in queue
- Average hold time before abandoned

▶ Per agent statistics²

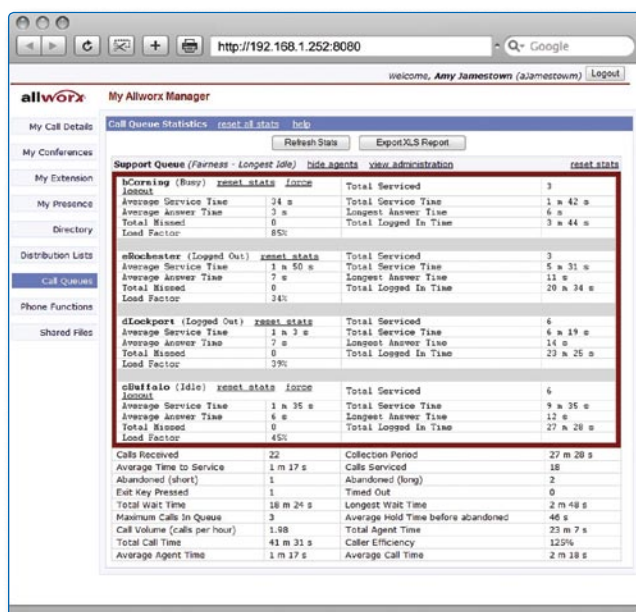
- Average call time
- Serviced calls
- Missed calls
- Total service time
- Average service time
- Average answer time
- Longest answer time
- Total time logged into queue
- Load factor

Dynamic management

All queues within the system are overseen by an administrator while each individual queue is managed dynamically by a defined supervisor through a user-friendly software interface. Settings are configurable on a per queue basis. They include, but are not limited to, the following:

- ▶ Choose between three ACD distribution methods, including linear priority, round robin and longest idle, or the traditional ring all distribution method.
- ▶ Assign each queue a descriptive name.
- ▶ Add, remove and sort agents eligible for a queue.
- ▶ Set the number of seconds between which status update messages are played for callers waiting in a queue.
- ▶ Determine whether a call is routed to another queue, sent to an Auto Attendant, sent to a specific extension, or sent to a specific Voicemail Box once it reaches the maximum queue wait time.
- ▶ View, export or reset the tracking statistics for each agent associated with each ACD-enabled queue.

Supervisor Management screen



The screenshot displays the 'My Allworx Manager' interface. The left sidebar contains navigation links: My Call Details, My Conferences, My Extension, My Presence, Directory, Distribution Lists, Call Queues (selected), Phone Functions, and Shared Files. The main content area is titled 'Call Queue Statistics' and includes a 'reset all stats' button. Below this, a table lists statistics for several queues: cCorning (Busy), cRockmire (Logged Out), cRockport (Logged Out), and cBuffalo (Idle). Each queue has columns for 'reset stats', 'load factor', and 'Total Serviced'. At the bottom, a summary table provides overall system metrics.

Queue	reset stats	load factor	Total Serviced
cCorning (Busy)	3	85%	1 m 42 s
cRockmire (Logged Out)	3	34%	5 m 31 s
cRockport (Logged Out)	4	39%	4 m 19 s
cBuffalo (Idle)	6	45%	9 m 35 s

Summary Metric	Value	Summary Metric	Value
Calls Received	22	Collection Period	27 m 28 s
Average Time to Service	1 m 17 s	Calls Serviced	18
Abandoned (short)	1	Abandoned (long)	2
Exit Key Pressed	1	Timed Out	0
Total Wait Time	18 m 24 s	Longest Wait Time	2 m 48 s
Maximum Calls in Queue	3	Average Hold Time before abandoned	46 s
Call Volume (calls per hour)	1.98	Total Agent Time	23 m 7 s
Total Call Time	41 m 31 s	Call Efficiency	125%
Average Agent Time	1 m 17 s	Average Call Time	2 m 18 s

Allworx® Call Assistant™

Call Assistant is a PC-based answering position and personal call management tool that brings the power of enterprise call processing directly to your business.

Call Assistant allows operators, receptionists or individual users (both local or remote) to monitor the state of every line and every handset in an elegant and easy-to-use application. Every user on an Allworx system can effectively process calls by answering, transferring, parking or sending to voicemail. Users can view all call activity across the system including every call queue¹, parked calls, monitors, and their own call history. In addition, any current call on a Call Assistant user's phone can be easily recorded using the Call Recording feature. Call Assistant is a fully integrated, Windows-based PC software tool with an intuitive interface designed to work in combination with any Allworx IP phone.

Key benefits

- ▶ Comprehensive call management and call processing
- ▶ Easy-to-use graphical user interface
- ▶ Status for every line and handset on system(s)
- ▶ "Drag-and-drop" capability for transferring calls
- ▶ Record user's calls and save as a WAV file
- ▶ Easy access to all standard call functions
- ▶ Monitor active system calls with Active Calls tab
- ▶ Seamless integration with any Allworx phone
- ▶ Quick and easy installation
- ▶ Visibility of SIP trunks, digital, and traditional Central Office (CO) phone lines
- ▶ TAPI (supported separately with Call Assistant license)¹

How it works

The Call Assistant screen has three work areas, each of which display call information and expedite call handling.

My Calls shows all calls currently being handled at the user's extension.

Outside Lines show the status of both VoIP and CO lines.

Switchboard shows every users' handsets with status indicators, as well as tabs to display status of other functions.

My Calls

Every incoming or outgoing call associated with the user's extension appears in the My Calls area.

This area shows the status of a call (Ringing, Active, Record, On Hold, Parked, Ended), caller ID, additional information about the call (such as phone number) and elapsed time.

Many actions can be initiated on these calls, such as Record, Answer, Release, Hold, Transfer and Park. See Task Bar for more information.

Status	Call	Line/Type	Time
	Asberry, T (95852485229)	Line 5	10:38
P	Jeff Hammond (126)	Parked on 701	03:21
	A1 Landscaping (9585444321...)	(HOLD) Line 3	02:18
P	Stabile, Benjamin (95554443...)	Parked on 702	02:13
	Tech Support	Queue	00:05
	Bob Smith (162)	Jane's Line 1	00:04
	Fortune	Line 6	00:03
	ACC	Sales Support	00:02
	Company Operator	Call Monitor	00:01

Outside Lines		
Sales Support	Company Operator	Line 1 — Main Office
Line 2	Line 3	Line 4
Line 5	Line 6	Ohio Office
1-800-555-1000	Tech Support	

Current user: Jane Hanson, Ext. 101

Outside Lines

All VoIP and traditional CO lines which have been designated for this user show up in the Outside Lines area.

Each line shows status through the use of color: green indicates Ringing, red indicates Active and gray indicates Idle. Caller ID information will appear as a fly-over when user places their mouse over an Active or Ringing Outside Line button. Calls can be initiated or answered using these buttons.

Switchboard

The Switchboard is a multifunctional, interactive area designed to display Directory and other system information. Selecting only the tabs you want to view will lead to screens dedicated to Auto Attendants, Call Queues, Parked Calls, Call Monitors, Call History, Active Calls, and a customizable Favorites tab.

Switchboard

allworx

Ext	Name	Ext	Name	Ext	Name	Ext	Name
101	Jane Hanson	122	Paul Reed Smith	143	Gary Winn	164	Toralee Jones
102	John Arrow	123	Abe Johnson	144	Winslow, Brian	165	Pat Edwards
103	Ashley Winn	124	Thomas Stevens...	145	Gordon Erickson	166	Maggie
104	Amy Robertson	125	Amber	146	Garage	167	Jane Drew
105	Ralph Caruso	126	Jeff Hammond	147	Security	168	Rolf Ingstadt
106	Stan Smead	127	Ann James	148	Ann Adams	169	Irene Wright
107	Sue Ventas	128	May Hancock	149	Leslie Jones	170	Rett Smith
108	Albert Jones	129	Paul Rowland	150	Mike Jacobs	171	Seattle Office
109	Daryl's Office	130	Ben's Office	151	Travel Office	172	London Office
110	Daryl Smith	131	Ben's Remote	152	Dick Chase	173	Panama City Off...
111	Marty Gould	132	Randy Lawler	153	Darlene Packer	174	Houston Office
112	Sam Lee	133	Virginia Campbell	154	David Joule	175	Frank Jones
113	Joe Falucci	134	Sarah's phone	155	David Wright	176	John Weathers
114	Mary T	135	Tom Snell	156	Isma Williams	177	Charlotte Camel
115	Arthur Ruby	136	Struber, Bob	157	Priscilla A	178	Anna Schmidt
116	Gene Berrins	137	Amy Barnes	158	Felicity Seal	179	Sue Sully
117	George Rasmus...	138	Nancy Clark	159	Sam V	200	Lobby
118	Chris Tone	139	George's Office	160	Sam V's Remote	201	Conference Room A
119	Rachel Ng	140	Simonette Stel...	161	Sam V's Cellphone	202	Training Room
120	Frank Adoracio...	141	Janet Stephana...	162	Bob Smith	203	Warehouse
121	Fred Bush	142	Jay Mazarella	163	Kathy Mitch		



Task Bar (Main Menu)

All key calling functions are conveniently placed at the top of the screen and can be accessed through mouse commands.

Answer – pick up an incoming call.

Release – end a call.

Hold/Resume – place call on hold; take off hold.

Transfer – move call to another person, extension, group, queue or location, either as a blind transfer or attended transfer.

Transfer to Vmail – send caller directly to any user's voicemail.

Cancel Transfer – cancel a transfer in progress.

Park – place call on system hold so it can be picked up from any phone.

Intercom – Intercom (Direct Station Selection – DSS) allows for direct access to another phone/extension.

Page – make an announcement over the overhead paging system or one of the Allworx paging zones.

Start/Stop Record – start recording a live call; stop recording.

Options – set configuration options.

Help – simple explanations of color indicators and key functions.

Dial – dials a new call or selected extension.

Clear – clears out whatever was previously selected for dialing.

Directory

The Directory displays all of the Allworx system users and extension numbers, each with easily identifiable colors indicating current status. As in the Outside Lines area, green indicates Ringing, red indicates Active, and gray indicates Idle. In addition, amber indicates Do Not Disturb. Various actions can be initiated in the Directory in combination with the task bar and other work areas. For example, answer any ringing handset with a simple click of your mouse.

Allworx Call Assistant™ Switchboard Tabs

Parked Calls

Lists all Parked Calls currently in the system. User can pick up any parked call.

Directory	Auto Attend	Parked Calls	Queues	Monitors	Call History	Active Calls	Favorites
Ext	Caller	Time on Park					
701	Jeff Hammond (x126)	03:21					
702	Stabile, Benjamin (555-444-3234)	02:13					

Queues¹

Lists all Call Queues, including Longest Wait Time and Queue Volume. User can either transfer a call to a specific queue or answer a queue.

Directory	Auto Attend	Parked Calls	Queues				Monitors				Call History				Active Calls				Favorites			
Call Queue		Longest Wait	Queue Volume																			
Customer Support		10:44	1	2	3	4	5	6	7	8	9	10	11	12	13	14	15	16				
Sales		03:05	1	2	3	4	5	6	7	8	9	10	11	12	13	14	15	16				
Tech Support		01:58	1	2	3	4	5	6	7	8	9	10	11	12	13	14	15	16				
Order Processing		01:20	1	2	3	4	5	6	7	8	9	10	11	12	13	14	15	16				
Queue 4		—	1	2	3	4	5	6	7	8	9	10	11	12	13	14	15	16				
Queue 5		—	1	2	3	4	5	6	7	8	9	10	11	12	13	14	15	16				
Queue 6		—	1	2	3	4	5	6	7	8	9	10	11	12	13	14	15	16				
Queue 7		—	1	2	3	4	5	6	7	8	9	10	11	12	13	14	15	16				
Queue 8		—	1	2	3	4	5	6	7	8	9	10	11	12	13	14	15	16				
Queue 9		—	1	2	3	4	5	6	7	8	9	10	11	12	13	14	15	16				

Call History

Lists all calls that have been dialed and received by user. Blue up arrow indicates outbound call and red down arrow indicates incoming call. Shows Caller ID (name and number, if available), time of call and length of call. Calls can be placed from Call History entries if the number is available.

Directory	Auto Attend	Parked Calls	Queues	Monitors	Call History	Active Calls	Favorites
	Name	Number	Time				
↑	Sam V's Cellphone	914444433433	07-09-07	10:44AM	(0:55)		
↓	Asberry, T	92485229	07-09-07	08:53AM	(3:59)		
↑	Ace Exterminators	94442345	07-09-07	08:51AM	(No Answer)		
↓	Irene Wright	169	07-09-07	08:22AM	(Missed Call)		
↑	A1 Landscaping	94443211	07-08-07	04:41PM	(1:25)		
↓	Stabile, Benjamin	915554443234	07-08-07	04:38PM	(No Answer)		
↑	EPC Electronics	914443344344	07-08-07	02:31PM	(No Answer)		
↓	Fortune	918005551111	07-08-07	01:48PM	(0:05)		
↑	ACC	918005551000	07-08-07	12:01PM	(17:44)		

Active Calls

Lists all Active Calls currently in the system. The system administrator can limit users' ability to view details of calls.

Directory	Auto Attend	Parked Calls	Queues	Monitors	Call History	Active Calls	Favorites
Start Time	Duration	Originating Caller		Destination Caller ID			
12:46:02 PM	19:46	Sam V's Cellphone (444-443-3433)		Joe Falucci (113)			
12:55:07 PM	09:20	Asberry, T (585-865-9441)		Jane Hanson (101)			
12:59:11 PM	06:50	Ace Exterminators (585-444-2345)		Virginia Campbell (133)			
01:01:45 PM	03:56	Irene Wright (169)		Ohio Office			
01:03:27 PM	02:01	A1 Landscaping (585-444-3211)		Sam Lee (112)			
01:03:16 PM	01:47	Stabile, Benjamin (555-444-3234)		Priscilla A (157)			
01:05:33 PM	00:04	EPC Electronics (444-334-4344)		Warehouse (203)			
01:05:03 PM	00:04	Fortune		Amy Robertson (104)			
01:05:22 PM	00:04	ACC		Amy Barnes (137)			

Monitors *(not shown)*

Lists all Call Monitors including the number of callers ringing on each Monitor. User can transfer a call to a Call Monitor or answer a Call Monitor.

Auto Attendant *(not shown)*

Lists all Auto Attendants so that the user can transfer calls to specific Auto Attendants to assist the caller (e.g., transfer a customer who is interested in buying a product to the sales team; the Auto Attendant "Sales Team" will have specific options and appropriate call routes in place).

Favorites *(not shown)*

Choose which extensions to display as well as add external frequently used numbers. User can also display handsets within a particular department.

System Requirements

Allworx Call Assistant is designed to work with Allworx Phone Systems. Call Assistant requires a Windows XP or Windows Vista operating system, an Allworx Phone System, and an Allworx IP Phone.

Allworx® Conference Center™

When you're not able to be there in person, the optional Allworx Conference Center software allows you to confidently host conference calls with remote colleagues, internal employees, customers and business partners.

Take control of your communications with a fully featured conference center that allows real-time scheduling and managing of conference calls with both internal and remote participants directly from your desktop via an easy-to-use web portal.

Key features

- ▶ Full administrative view of users and conferences
- ▶ Set up conference calls 24/7
- ▶ Secure conferencing — ID and Password protection
- ▶ Centralized scheduling and moderation of calls
- ▶ Easy-to-use graphical user interface
- ▶ No software installation required
- ▶ Seamless integration with Allworx systems
- ▶ Ability to create recurring conference calls
- ▶ Sold as an option
- ▶ One time license fee for an unlimited number of users



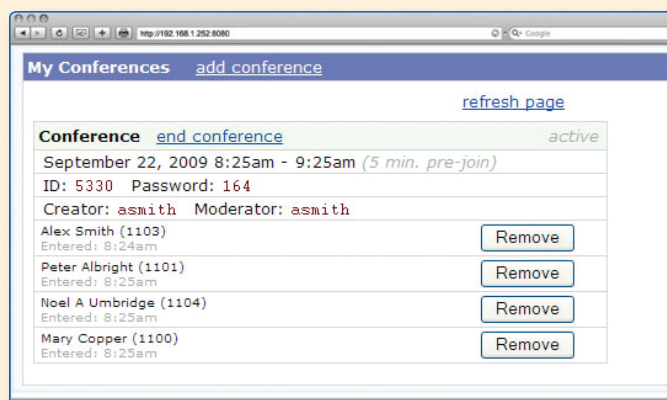
Conference Center capability by system

Allworx System	Conference Center(s)	Seats/Conference	3-way Conference
48x	4	30	Standard
6x	1	8	Standard

Administrator and Moderator comparison

Conference Center Function	Administrator	Moderator
Ability to remove participants	•	•
Ability to set up new conference calls	•	•
Access conference interface via dedicated Allworx website	•	•
Authorize users to create new conference calls	•	
Modify existing conferences	•	•
Secure ID and Password	•	•
View all system-wide conference calls	•	
View caller ID of attendants	•	•
View time remaining until next call		•

In-progress Conference Call screen



Allworx® Advanced Multi-Site



Unrivaled in scope and simplicity, this exciting capability takes the inherent advantages of a distributed environment and embeds a completely seamless call processing experience. With Advanced Multi-Site there is true unification across all sites. For the user who has offices at more than one site, you can now use your phones as if the offices were all at the same site.

Key features

- ▶ Global call routes include handsets at other sites
- ▶ Unified voicemail system across all sites
- ▶ Access trunks from any site
- ▶ Additional Auto Attendant flexibility
- ▶ Monitor handsets from other sites
- ▶ Global directory across all sites
- ▶ Any inbound call can be transferred to any user
- ▶ Real-time monitoring with failover

Allworx® Mobile Link

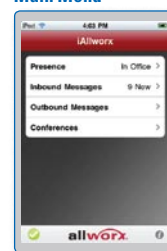


Mobile Link gives you the ability to manage your day-to-day Allworx calling activities with an easy to use interface that allows you to change your presence settings, update your conference calls, and effortlessly move your messages around. Bring Allworx management functionality to your smartphone with Mobile Link.

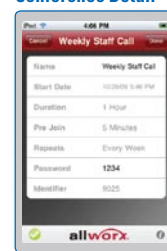
Key features

- ▶ Modify conference calls
- ▶ Check, send and manage voicemails
- ▶ View and modify presence setting
- ▶ Directory of all users

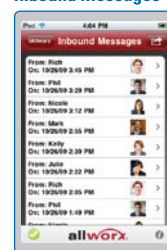
Main Menu



Conference Detail



Inbound Messages



Outbound Messages



Allworx® Dual Language Support



Your business doesn't stop at the border — now Allworx will actively help boost your international or multicultural presence.

Key features

- ▶ Provide voice prompts in two of three offered languages: English, Castilian Spanish and French Canadian.
- ▶ Configure system based on employees' and customers' preferred languages.

Footnotes

1. Sold as an Allworx option.
2. Per agent statistics are only available for agents in queues utilizing an ACD distribution method.

